



### Features

- Out-of-the-Box Installation and Commissioning
- Ultrasonic Airflow Sensing
- Laser-Based Absolute Smoke Detection
- Pre-engineered pipe network designs
- Programmable Alarm Thresholds
- Dual Stage Air Filtration
- Instant Recognition Display
- Instant Fault Finder™
- AutoLearn™ Smoke
- AutoLearn™ Flow
- Field Service Access Door
- Multiple Event Logging in separate logs
- Event log – up to 18000 events
- Offline/online configuration capability
- Up to 500 m<sup>2</sup> (5000 sq. ft.) coverage\*

The VESDA LaserFOCUS detector is a very early warning smoke detector designed to protect small, business-critical environments of less than 500 m<sup>2</sup> (5000 sq. ft.)

The detector works by continually drawing air into sample holes in a pipe network. The air is filtered and passed into a detection chamber where light scattering technology detects the presence of very small amounts of smoke. Detector status information is communicated on the detector display and via relays or optional interface cards.

### Out-of-the-box operation

The VESDA LaserFOCUS can be installed and commissioned out-of-the-box without the need for a special interface or software programming tools.

In operation, the unique Smoke Dial display provides the user with an instant understanding of a smoke event, even from a distance. Should a fault occur, the user simply opens the field service door and activates the Instant Fault Finder feature to determine the specific fault condition. This information can then be passed onto their fire service company, ensuring that service technicians arrive onsite fully prepared.

### Ultrasonic Flow Sensing

The patent-pending Ultrasonic Flow Sensing used in the LaserFOCUS provides a direct reading of the sampling pipe flow rate. The system is immune to air temperature and pressure changes and is unaffected by contamination. VESDA is the first air sampling smoke detector to use ultrasonic flow sensing.

### Listings/Approvals

- UL 268 listed
- UL 268A Duct listed
- FM approved
- FM approved for Hazardous Locations, Class I, Div. 2
- CCCF approved
- LPCB approved
- VdS approved

### Specifications

#### Input Power

Voltage: 24V DC Nominal (18-30 V DC)  
 Current @ 24 VDC: 410 mA nominal, 490 mA in alarm

#### Dimensions (W x H x D)

255 mm x 185 mm x 90 mm (9<sup>7</sup>/<sub>8</sub> in x 7<sup>1</sup>/<sub>8</sub> in x 3<sup>1</sup>/<sub>2</sub> in)

#### Weight

Approx. 2 kg (4.4 lbs)

#### IP Rating

IP30

#### Mounting

Upright, inverted or horizontal

#### Operating Conditions†

Detector Ambient: 0 °C to 40 °C (32 °F to 104 °F)  
 Sampled Air: 0 °C to 40 °C (32 °F to 104 °F)  
 Humidity: 5% to 95% (non-condensing)

#### Sampling Network

Maximum pipe lengths: 1 x 50 m (150 ft) (Max. 24 holes)  
 2 x 30 m (90 ft) per branch (Max. 12 holes per branch)  
 Sampling Hole Options: Pre-Engineered Option or Maximum Pipe length in accordance with Pipe Modelling Design Tool (ASPIRE2™)

#### Air Inlet Pipe

Accepts both metric and American standard pipe sizes.  
 Metric: 25 mm American Pipe: IPS ¾ in.

#### Area Coverage

Up to 500 m<sup>2</sup> (5000 sq. ft.) depending on local codes and standards

#### Relay Outputs

3 changeover relays (Fire 1, Action, Fault), Contacts rated 2A @ 30 VDC (max). NO/NC Contacts

#### Cable Access

3 x 25 mm (1<sup>1</sup>/<sub>16</sub> in.) cable entries (1 rear entry, 2 top entry)

#### Cable Termination

Screw Terminals 0.2-2.5 mm<sup>2</sup> (30-12 AWG)

#### Interfaces

Shown in Terminal Block Connections diagram, to right, plus an RS232 Programming Port.  
 General Purpose Input (GPI) interface offers: Reset, Disable, Standby, Alarm set 1, Alarm set 2 and External Input functions.

#### Alarm Threshold Setting Range

Alert, Action, 0.025 - 2.00% obs/m (0.008 - 0.625% obs/ft)  
 Fire 1, Fire 2 0.025 - 20.00% obs/m (0.008 - 6.25% obs/ft)  
 Individual Alarm Delays 0 – 60 seconds  
 Two Alarm Threshold Settings Either time or GPI based

#### Display

- 4 Alarm State Indicators
- Smoke Level Indicator
- Reset, Disable and Test Controls
- Fault and Disabled Indicators
- Instant Fault Finder
- Smoke and Flow AutoLearn Controls

#### Event Log

Up to 18000 events, time and date stamped in separate, non-volatile, logs for: Smoke Level, Flow Level, Detector Status and Faults

#### AutoLearn Smoke & Flow

- Automatically set acceptable alarm thresholds for both smoke and flow levels
- Minimum 15 minutes, maximum 15 days (default 14 days)
- During AutoLearn, thresholds are NOT changed from pre-set values

#### Warranty Period

2 years





#### Ordering Information:

VLF-500-00 VESDA LaserFOCUS. European language set. English display labels  
 VLF-500-01 VESDA LaserFOCUS. European language set. International display labels  
 VLF-500-02 VESDA LaserFOCUS. English + Asian language set. International display labels  
 VIC-010 VESDAnet Interface Card  
 VSP-005 Filter Cartridge  
 VSP-715 Aspirator

### Display:

The display provided to the user includes a Smoke Dial and alarm and status indicators.



When the field service access door is open, the user has access to the RESET , DISABLE , Fire Test , AutoLearn  and Instant Fault Finder functions. When the Instant Fault Finder function is activated, the Smoke Dial converts to a fault indicator, with the dial segment numbers corresponding to the faults listed below.

### Legend of fault indicators:

- |             |                       |
|-------------|-----------------------|
| 1 Filter    | 6 External Device/PSU |
| 2 Aspirator | 7 Interface card      |
| 3 High flow | 8 Field wiring        |
| 4 Low flow  | 9 AutoLearn Fail      |
| 5 n/a       | 10 Detector failure   |

### Terminal Block Connections:

